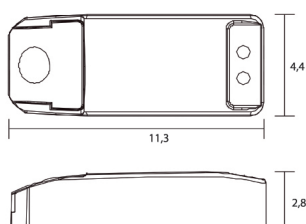




ARTIGO (REFERÊNCIA) <i>Producto</i> <i>Product</i>	Q4-700MA-20W
SÉRIE <i>Serie</i> <i>Series</i>	Q4
TIPO <i>Tipo</i> <i>Type</i>	Transformador <i>Transformador</i> <i>Transformer</i>
TECNOLOGIA <i>Tecnología</i> <i>Technology</i>	Corrente constante AC/DC 700mA <i>Corriente constante</i> <i>Constant current</i>
CÓDIGO DE BARRAS <i>Código de barras</i> <i>Barcode</i>	--
COR <i>Color</i> <i>Colour</i>	Branco <i>Blanco</i> <i>White</i>
MATERIAL <i>Material</i> <i>Material</i>	Plástico <i>Plástico</i> <i>Plastic</i>

DIÂMETRO (D.) <i>Diámetro</i> <i>Diameter</i>	--
ALTURA (A.) <i>Altura</i> <i>Height</i>	2,8cm
COMPRIMENTO (C.) <i>Longitud</i> <i>Lenght</i>	11,3cm
LARGURA (L.) <i>Ancho</i> <i>Width</i>	4,4cm
PESO <i>Peso</i> <i>Weight</i>	100g



INFORMAÇÃO GERAL

Información General | *General Information*

Índice de proteção <i>Índice de Protección</i> <i>Protection Index</i>	IP20
Classe de proteção <i>Clase de protección</i> <i>Protection class</i>	II
Fator de potência <i>Factor de potencia</i> <i>Power factor</i>	0,8
Número de LED <i>Número de LED</i> <i>LED number</i>	--
Secção de entrada <i>Sección de entrada</i> <i>Input section</i>	--
Secção de saída <i>Sección de salida</i> <i>Output section</i>	--

INFORMAÇÃO TÉCNICA

Información técnica | *Technical information*






Tensão de entrada <i>Voltaje de entrada</i> <i>Input voltage</i>	220-240Vac
Frequência <i>Frecuencia</i> <i>Frequency</i>	50/60Hz
Potência <i>Potencia</i> <i>Power</i>	20W 2..20w
Corrente de entrada (máx) <i>Corriente de entrada (máx)</i> <i>Input current (max)</i>	--
Tensão de saída <i>Voltaje de salida</i> <i>Output voltage</i>	2..29V
Corrente de saída <i>Corriente de salida</i> <i>Output current</i>	700mA
Eficiência (%) <i>Eficiencia</i> <i>Efficiency</i>	82
Temperatura ambiente (Ta) <i>Temperatura ambiente</i> <i>Ambient temperature</i>	-20..+50°C
Temperatura Invólucro (Tc) <i>Temperatura de la carcasa</i> <i>Case Temperature</i>	80°C
Isolação <i>Aislamiento</i> <i>Insulation</i>	SELV

PROTEÇÕES

Protecciones | *Protections*

Proteção curto circuito (SCP) <i>Protección contra cortocircuitos</i> <i>Short circuit protection</i>	Sim <i>Sí</i> <i>Yes</i>
Proteção sobrecarga (OPP) <i>Protección de sobrecarga</i> <i>Overload protection</i>	Sim <i>Sí</i> <i>Yes</i>
Proteção sobreaquecimento (OTP) <i>Protección contra sobrettemperatura</i> <i>Over temperature protection</i>	Sim <i>Sí</i> <i>Yes</i>
Proteção sobretensões (OVP) <i>Proteccion contra sobretensiones</i> <i>Overvoltage protection</i>	--
Proteção de sobrecarga (L-N) <i>Protección de sobrecarga</i> <i>Surge protection</i>	--
Tremulação <i>Parpadeo</i> <i>Flicker</i>	Sim <i>Sí</i> <i>Yes</i>
Potência sem carga <i>Energia sin carga</i> <i>No-load power</i>	<0,3
Função regulação <i>Función de regulación</i> <i>Dimming function</i>	--

Constant Current LED Driver

Model No. 型号	Input voltage 额定电压 (V)	Max. output 功率 (W)	Power factor 功率因数 (λ)	Output current 输出电流 (mA)	Output voltage 输出电压 (V)	Output power range 功率范围 (W)	Efficiency full load 效率 (%)	IP Rating IP等级	Dimensions LxWxH 尺寸 (mm)	
 53	LFM-40L	220-240V	20W	0.85C	350mA	42-58V	15-20W	88%	IP20	280x30x17mm
		29W	0.95	500mA	42-58V	21-29W	88%			
		32W	0.95	550mA	42-58V	23-32W	87%			
	LFM-40H	220-240V	40W	0.95	700mA	42-58V	29-40W	87%	IP20	280x30.5x22mm
			21W	0.95	500mA	30-42V	15-21W	88%		
			30W	0.95	700mA	30-42V	21-30W	88%		
			34W	0.95	800mA	30-42V	24-34W	88%		
	LFM-60	220-240V	42W	0.95	1000mA	30-42V	30-42W	87%	IP20	280x30x17mm
			40W	0.95	700mA	42-58V	29-40W	89%		
			50W	0.95	850mA	42-58V	36-50W	89%		
			52W	0.95	900mA	42-58V	38-52W	88%		
			60W	0.95	1050mA	42-58V	44-60W	88%		
 54	LIM-40H	220-240V	27W	0.95	700mA	27-39V	19-27W	88%	IP20	280x35x23mm
		33W	0.95	850mA	27-39V	23-33W	88%			
		35W	0.95	900mA	27-39V	24-35W	87%			
		40W	0.95	1050mA	27-39V	28-40W	87%			
	LIM-42H	220-240V	21W	0.85	500mA	30-42V	15-21W	88%	IP20	280x35x23mm
			29W	0.95	700mA	30-42V	21-29W	88%		
			34W	0.95	800mA	30-42V	24-34W	88%		
			42W	0.95	1000mA	30-42V	30-42W	88%		
	LIM-60H	220-240V	45W	0.95	1050mA	30-43V	32-45W	89%	IP20	320x35x23mm
			52W	0.95	1200mA	30-43V	36-52W	89%		
			56W	0.95	1300mA	30-43V	39-56W	88%		
			60W	0.95	1400mA	30-43V	42-60W	88%		
 55	UT350mA/6W	220-240V	6W	0.50C	350mA	2-18V	1-6W	77%	IP20	98x46x11mm
	UT500mA/6W	220-240V	6W	0.50C	500mA	2-12V	1-6W	75%	IP20	98x46x11mm
	UT700mA/6W	220-240V	6W	0.50C	700mA	2-9V	2-6W	74%	IP20	98x46x11mm
	UT350mA/12W	220-240V	12W	0.90C	350mA	2-35V	1-12W	83%	IP20	128x50x13mm
	UT500mA/12W	220-240V	12W	0.90C	500mA	2-24V	1-12W	81%	IP20	128x50x13mm
	UT700mA/12W	220-240V	12W	0.90C	700mA	2-17V	2-12W	80%	IP20	128x50x13mm
	UT350mA/20W	220-240V	20W	0.90C	350mA	2-57V	1-20W	86%	IP20	128x50x13mm
	UT500mA/20W	220-240V	20W	0.90C	500mA	2-40V	1-20W	85%	IP20	128x50x13mm
	UT700mA/20W	220-240V	20W	0.90C	700mA	2-29V	2-20W	85%	IP20	128x50x13mm
 56	CC35018	220-240V	18W	0.80C	350mA	2-52V	1-18W	87%	IP20	115x45x21mm
	CC50018	220-240V	18W	0.80C	500mA	2-38V	1-18W	86%	IP20	115x45x21mm
	CC65018	220-240V	18W	0.80C	650mA	2-28V	2-18W	84%	IP20	115x45x21mm
	CC70018	220-240V	18W	0.80C	700mA	2-26V	2-18W	84%	IP20	115x45x21mm
 57	Q4-160mA-6W	220-240V	6W	0.55C	160mA	18-39V	3-6W	82%	IP20	81x39x22mm
	Q4-350mA-6W	220-240V	6W	0.55C	350mA	9-18V	3-6W	80%	IP20	81x39x22mm
	Q4-500mA-6W	220-240V	6W	0.55C	500mA	6-12V	3-6W	78%	IP20	81x39x22mm
	Q4-700mA-6W	220-240V	6W	0.55C	700mA	6-9V	4-6W	77%	IP20	81x39x22mm
	Q4-1050mA-6W	220-240V	6W	0.55C	1050mA	2-6V	2-6W	75%	IP20	81x39x22mm
	Q4-210mA-12W	220-240V	12W	0.80C	210mA	2-57V	0.5-12W	82%	IP20	98x39x22mm
	Q4-240mA-12W	220-240V	12W	0.80C	240mA	2-50V	0.5-12W	82%	IP20	98x39x22mm
	Q4-260mA-12W	220-240V	12W	0.80C	260mA	2-46V	0.5-12W	82%	IP20	98x39x22mm
	Q4-300mA-12W	220-240V	12W	0.80C	300mA	2-40V	0.6-12W	82%	IP20	98x39x22mm
	Q4-310mA-12W	220-240V	12W	0.80C	310mA	2-38V	0.6-12W	82%	IP20	98x39x22mm
	Q4-350mA-12W	220-240V	12W	0.80C	350mA	2-34V	1-12W	81%	IP20	98x39x22mm
	Q4-500mA-12W	220-240V	12W	0.80C	500mA	2-24V	1-12W	82%	IP20	98x39x22mm
	Q4-700mA-12W	220-240V	12W	0.80C	700mA	2-17V	2-12W	81%	IP20	98x39x22mm
	Q4-1050mA-12W	220-240V	12W	0.80C	1050mA	2-12V	2-12W	80%	IP20	98x39x22mm
	Q4-350mA-20W	220-240V	20W	0.80C	350mA	2-58V	1-20W	85%	IP20	113x44x28mm
	Q4-500mA-20W	220-240V	20W	0.80C	500mA	2-40V	1-20W	83%	IP20	113x44x28mm
	Q4-600mA-20W	220-240V	20W	0.80C	600mA	2-34V	1-20W	82%	IP20	113x44x28mm
	Q4-700mA-20W	220-240V	20W	0.80C	700mA	2-29V	2-20W	82%	IP20	113x44x28mm
	Q4-1050mA-20W	220-240V	20W	0.80C	1050mA	2-19V	2-20W	82%	IP20	113x44x28mm

Q4 Series

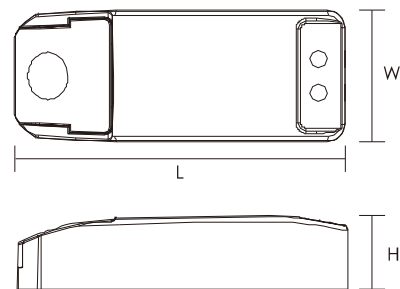
Constant Current LED Driver

LED恒流驱动器

Features:

- Super compact design
- Analogue flicker-free
- Captured terminal screws
- Protections: opencircuit, shortcircuit, overload, overtemperature
- SELV equivalent
- Protection class II

- 紧凑型设计
- 无频闪
- 输入输出螺丝锁紧接线端子
- 输出开路, 短路, 过载和过温保护
- 符合安全特低电压标准
- 保护等级 II



Parameters:

Model No. 型号	Input voltage 额定电压 (V)	Max. output 功率 (W)	Output current 输出电流 (mA)	Output voltage 输出电压 (V)	Power factor 功率因数 (λ)	Efficiency full load 效率 (%)	No-load power 空载功率 (W)	Ambient temperature 环境温度 t _a (°C)	Max. casing temperature 最大外壳温度 t _c (°C)	Isolation 隔离	Dimensions LxWxH 尺寸 (mm)	Weight 重量 (g)
Q4-160mA-6W	220-240	6	160	18-39	0.55C	82	<0.3	-20...+50	80	SELV	81x39x22	50
Q4-350mA-6W	220-240	6	350	9-18	0.55C	80	<0.3	-20...+50	80	SELV	81x39x22	50
Q4-500mA-6W	220-240	6	500	6-12	0.55C	78	<0.3	-20...+50	80	SELV	81x39x22	50
Q4-700mA-6W	220-240	6	700	6-9	0.55C	77	<0.3	-20...+50	80	SELV	81x39x22	50
Q4-1050mA-6W	220-240	6	1050	2-6	0.55C	75	<0.3	-20...+50	80	SELV	81x39x22	50
Q4-210mA-12W	220-240	12	210	2-57	0.80C	82	<0.3	-20...+50	80	SELV	98x39x22	60
Q4-240mA-12W	220-240	12	240	2-50	0.80C	82	<0.3	-20...+50	80	SELV	98x39x22	60
Q4-260mA-12W	220-240	12	260	2-46	0.80C	82	<0.3	-20...+50	80	SELV	98x39x22	60
Q4-300mA-12W	220-240	12	300	2-40	0.80C	82	<0.3	-20...+50	80	SELV	98x39x22	60
Q4-310mA-12W	220-240	12	310	2-38	0.80C	82	<0.3	-20...+50	80	SELV	98x39x22	60
Q4-350mA-12W	220-240	12	350	2-34	0.80C	81	<0.3	-20...+50	80	SELV	98x39x22	50
Q4-500mA-12W	220-240	12	500	2-24	0.80C	82	<0.3	-20...+50	80	SELV	98x39x22	60
Q4-700mA-12W	220-240	12	700	2-17	0.80C	81	<0.3	-20...+50	80	SELV	98x39x22	60
Q4-1050mA-12W	220-240	12	1050	2-12	0.80C	80	<0.3	-20...+50	80	SELV	98x39x22	60
Q4-350mA-20W	220-240	20	350	2-58	0.80C	85	<0.3	-20...+50	80	SELV	113x44x28	100
Q4-500mA-20W	220-240	20	500	2-40	0.80C	83	<0.3	-20...+50	80	SELV	113x44x28	100
Q4-600mA-20W	220-240	20	600	2-34	0.80C	82	<0.3	-20...+50	80	SELV	113x44x28	100
Q4-700mA-20W	220-240	20	700	2-29	0.80C	82	<0.3	-20...+50	80	SELV	113x44x28	100
Q4-1050mA-20W	220-240	20	1050	2-19	0.80C	82	<0.3	-20...+50	80	SELV	113x44x28	100