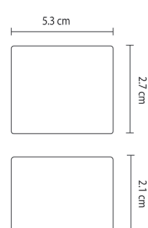




ARTIGO (REFERÊNCIA) <i>Producto Product</i>	MINI-6-350
SÉRIE <i>Serie Series</i>	MINI
TIPO <i>Tipo Type</i>	Transformador <i>Transformador Transformer</i>
TECNOLOGIA <i>Tecnología Technology</i>	Corrente constante AC/DC 350mA <i>Corriente constante Constant current</i>
CÓDIGO DE BARRAS <i>Código de barras Barcode</i>	--
COR <i>Color Colour</i>	Branco <i>Blanco White</i>
MATERIAL <i>Material Material</i>	Plástico <i>Plástico Plastic</i>

DIÂMETRO (D.) <i>Diámetro Diameter</i>	--
ALTURA (A.) <i>Altura Height</i>	2,1cm
COMPRIMENTO (C.) <i>Longitud Length</i>	5,3cm
LARGURA (L.) <i>Ancho Width</i>	2,7cm
PESO <i>Peso Weight</i>	40g



INFORMAÇÃO GERAL

Información General | General Information

Índice de proteção <i>Índice de Protección Protection Index</i>	IP20
Classe de proteção <i>Clase de protección Protection class</i>	II
Fator de potência <i>Factor de potencia Power factor</i>	0,6
Número de LED <i>Número de LED LED number</i>	--
Secção de entrada <i>Sección de entrada Input section</i>	--
Secção de saída <i>Sección de salida Output section</i>	--

INFORMAÇÃO TÉCNICA

Información técnica | Technical information






Tensão de entrada <i>Voltaje de entrada Input voltage</i>	220-240Vac
Frequência <i>Frecuencia Frequency</i>	50/60Hz
Potência <i>Potencia Power</i>	6W 3..6W
Corrente de entrada (máx) <i>Corriente de entrada (máx) Input current (max)</i>	--
Tensão de saída <i>Voltaje de salida Output voltage</i>	9..17V
Corrente de saída <i>Corriente de salida Output current</i>	350mA
Eficiência (%) <i>Eficiencia Efficiency</i>	73
Temperatura ambiente (Ta) <i>Temperatura ambiente Ambient temperature</i>	-20..+60°C
Temperatura Invólucro (Tc) <i>Temperatura de la carcasa Case Temperature</i>	90°C
Isolação <i>Aislamiento Insulation</i>	SELV

PROTEÇÕES





Protecciones | Protections

Proteção curto circuito (SCP) <i>Protección contra cortocircuitos Short circuit protection</i>	Sim <i>Sí Yes</i>
Proteção sobrecarga (OPP) <i>Protección de sobrecarga Overload protection</i>	Sim <i>Sí Yes</i>
Proteção sobreaquecimento (OTP) <i>Protección contra sobrettemperatura Over temperature protection</i>	Sim <i>Sí Yes</i>
Proteção sobretensões (OVP) <i>Protección contra sobretensiones Overvoltage protection</i>	--
Proteção de sobrecarga (L-N) <i>Protección de sobrecarga Surge protection</i>	--
Tremulação <i>Parpadeo Flicker</i>	Sim <i>Sí Yes</i>
Potência sem carga <i>Energia sin carga No-load power</i>	<0,3
Função regulação <i>Función de regulación Dimming function</i>	--

Electronic Transformer

	Model No. 型号	Input voltage 额定电压 (V)	Max. output 功率 (W)	Power factor 功率因数 (λ)	Output voltage 输出电压 (V)	Output current 输出电流 (A)	Output power range 功率范围 (W)	Efficiency full load 效率 (%)	IP Rating IP等级	Dimensions LxWxH 尺寸 (mm)
	ULTRA70	220-240V	70W	0.99	11.5V	0-6.0A	0-70W	95%	IP20	113x44x28mm
	ULTRA105	220-240V	105W	0.99	11.5V	0-9.8A	0-105W	95%	IP20	113x44x28mm
	VENUS50	220-240V	50W	0.99	11.5V	0-4.3A	0-50W	94%	IP20	109x42x25mm
	PI60	220-240V	60W	0.99	11.5V	0-4.3A	0-60W	94%	IP20	73x40x63mm
	MINI60	220-240V	60W	0.98	11.5V	1.8-5.0A	20-60W	95%	IP20	109x42x24mm
	MINI70	220-240V	70W	0.98	11.5V	1.8-6.0A	20-70W	95%	IP20	109x42x24mm
	MINI105	220-240V	105W	0.98	11.5V	3.0-9.8A	35-105W	95%	IP20	124x48x28mm
	VENUS60	220-240V	60W	0.98	11.5V	1.8-5.0A	20-60W	95%	IP20	109x42x25mm
	VENUS70	220-240V	70W	0.98	11.5V	1.8-6.0A	20-70W	95%	IP20	109x42x25mm

Constant Current LED Driver

	Model No. 型号	Input voltage 额定电压 (V)	Max. output 功率 (W)	Power factor 功率因数 (λ)	Output current 输出电流 (mA)	Output voltage 输出电压 (V)	Output power range 功率范围 (W)	Efficiency full load 效率 (%)	IP Rating IP等级	Dimensions LxWxH 尺寸 (mm)
	MINI-4-200	220-240V	4W	0.60C	200mA	10-20V	2-4W	72%	IP20	53x27x21mm
	MINI-4-300	220-240V	4W	0.60C	300mA	7-14V	2-4W	72%	IP20	53x27x21mm
	MINI-4-350	220-240V	4W	0.60C	350mA	6-12V	2-4W	72%	IP20	53x27x21mm
	MINI-4-500	220-240V	4W	0.60C	500mA	4-8V	2-4W	72%	IP20	53x27x21mm
	MINI-4-600	220-240V	4W	0.60C	600mA	3-7V	2-4W	71%	IP20	53x27x21mm
	MINI-4-700	220-240V	4W	0.60C	700mA	2.5-6V	2-4W	71%	IP20	53x27x21mm
	MINI-6-160	220-240V	6W	0.60C	160mA	19-38V	3-6W	74%	IP20	53x27x21mm
	MINI-6-350	220-240V	6W	0.60C	350mA	9-17V	3-6W	73%	IP20	53x27x21mm
	MINI-6-500	220-240V	6W	0.60C	500mA	6-12V	3-6W	73%	IP20	53x27x21mm
	MINI-6-700	220-240V	6W	0.60C	700mA	4-9V	3-6W	72%	IP20	53x27x21mm
	MINI-10-260	220-240V	10W	0.90C	260mA	20-40V	5-10W	80%	IP20	58x36x20mm
	MINI-10-300	220-240V	10W	0.90C	300mA	17-34V	5-10W	80%	IP20	58x36x20mm
	MINI-10-350	220-240V	10W	0.90C	350mA	15-29V	5-10W	80%	IP20	58x36x20mm
MINI-10-500	220-240V	10W	0.90C	500mA	10-20V	5-10W	79%	IP20	58x36x20mm	
MINI-10-700	220-240V	10W	0.90C	700mA	8-15V	5-10W	79%	IP20	58x36x20mm	
	MINI-12-260F	220-240V	12W	0.90C	260mA	23-46V	6-12W	85%	IP20	50x48x24mm
	MINI-12-300F	220-240V	12W	0.90C	300mA	20-40V	6-12W	85%	IP20	50x48x24mm
	MINI-12-350F	220-240V	12W	0.90C	350mA	17-34V	6-12W	84%	IP20	50x48x24mm
	MINI-12-500F	220-240V	12W	0.90C	500mA	12-24V	6-12W	84%	IP20	50x48x24mm
	MINI-12-700F	220-240V	12W	0.90C	700mA	8-17V	6-12W	83%	IP20	50x48x24mm
	RS350mA/8W	100-240V	8W	0.90C	350mA	9-23V	3-8W	80%	IP20	∅53x22mm
	RS500mA/8W	100-240V	8W	0.90C	500mA	6-16V	3-8W	77%	IP20	∅53x22mm
	RS700mA/8W	100-240V	8W	0.90C	700mA	6-12V	4-8W	78%	IP20	∅53x22mm
	RS-10-250	220-240V	10W	0.90C	250mA	21-42V	5-10W	85%	IP20	∅42x20mm
	RS-15-350	220-240V	15W	0.90C	350mA	21-42V	7.5-15W	86%	IP20	∅42x20mm
	RS-21-500	220-240V	21W	0.90C	500mA	21-42V	10.5-21W	86%	IP20	∅56x25mm
	RS-25-600	220-240V	25W	0.95	600mA	21-42V	12.5-25W	86%	IP20	∅56x25mm
	RS-30-700	220-240V	30W	0.95	700mA	21-42V	15-30W	87%	IP20	∅65x30mm
	RS-34-800	220-240V	34W	0.95	800mA	21-42V	17-34W	87%	IP20	∅65x30mm
	RS-38-900	220-240V	38W	0.95	900mA	21-42V	19-38W	87%	IP20	∅65x30mm

MINI Series

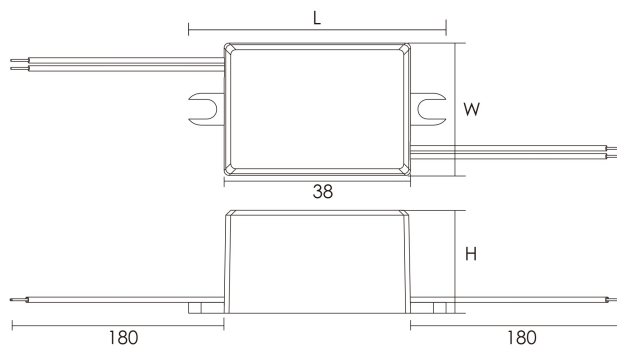

Constant Current LED Driver

LED 恒流驱动器

Features:

- Super compact design
- Analogue flicker-free
- Primary and secondary sides come with leads
- Protections: opencircuit, shortcircuit, overload, overtemperature
- SELV equivalent
- Protection class II
- Driver for built-in use
- Suitable for protection class I and II luminaires
- Sealed by glue inside, which can strengthen the protection for luminaires required by waterproof and moistureproof

- 紧凑型设计
- 无频闪
- 输入和输出端引线型
- 输出开路, 短路, 过载和过温保护
- 符合安全特低电压标准
- 保护等级 II
- 内置式驱动运用
- 适用 I 类和 II 类灯具
- 产品内部灌胶密封, 可对有防水防潮要求的灯具加强保护



Parameters:

Model No. 型号	Input voltage 额定电压 (V)	Max. output power 功率 (W)	Output current 输出电流 (mA)	Output voltage 输出电压 (V)	Power factor 功率因数 (λ)	Efficiency full load 效率 (%)	No-load power 空载功率 (W)	Ambient temperature 环境温度 t _a (°C)	Max. casing temperature 最大外壳温度 t _c (°C)	Isolation 隔离	Dimensions LxWxH 尺寸 (mm)	Weight 重量 (g)
MINI-4-200	220-240	4	200	10-20	0.60C	72	<0.3	-20...+60	85	SELV	53x27x21	40
MINI-4-300	220-240	4	300	7-14	0.60C	72	<0.3	-20...+60	85	SELV	53x27x21	40
MINI-4-350	220-240	4	350	6-12	0.60C	72	<0.3	-20...+60	85	SELV	53x27x21	40
MINI-4-500	220-240	4	500	4-8	0.60C	72	<0.3	-20...+60	85	SELV	53x27x21	40
MINI-4-600	220-240	4	600	3-7	0.60C	71	<0.3	-20...+60	85	SELV	53x27x21	40
MINI-4-700	220-240	4	700	2.5-6	0.60C	71	<0.3	-20...+60	85	SELV	53x27x21	40
MINI-6-160	220-240	6	160	19-38	0.60C	74	<0.3	-20...+60	90	SELV	53x27x21	40
MINI-6-350	220-240	6	350	9-17	0.60C	73	<0.3	-20...+60	90	SELV	53x27x21	40
MINI-6-500	220-240	6	500	6-12	0.60C	73	<0.3	-20...+60	90	SELV	53x27x21	40
MINI-6-700	220-240	6	700	4-9	0.60C	72	<0.3	-20...+60	90	SELV	53x27x21	40
MINI-10-260	220-240	10	260	20-40	0.90C	80	<0.3	-20...+60	90	SELV	58x36x20	80
MINI-10-300	220-240	10	300	17-34	0.90C	80	<0.3	-20...+60	90	SELV	58x36x20	80
MINI-10-350	220-240	10	350	15-29	0.90C	80	<0.3	-20...+60	90	SELV	58x36x20	80
MINI-10-500	220-240	10	500	10-20	0.90C	79	<0.3	-20...+60	90	SELV	58x36x20	80
MINI-10-700	220-240	10	700	8-15	0.90C	79	<0.3	-20...+60	90	SELV	58x36x20	80



CB CE IP65